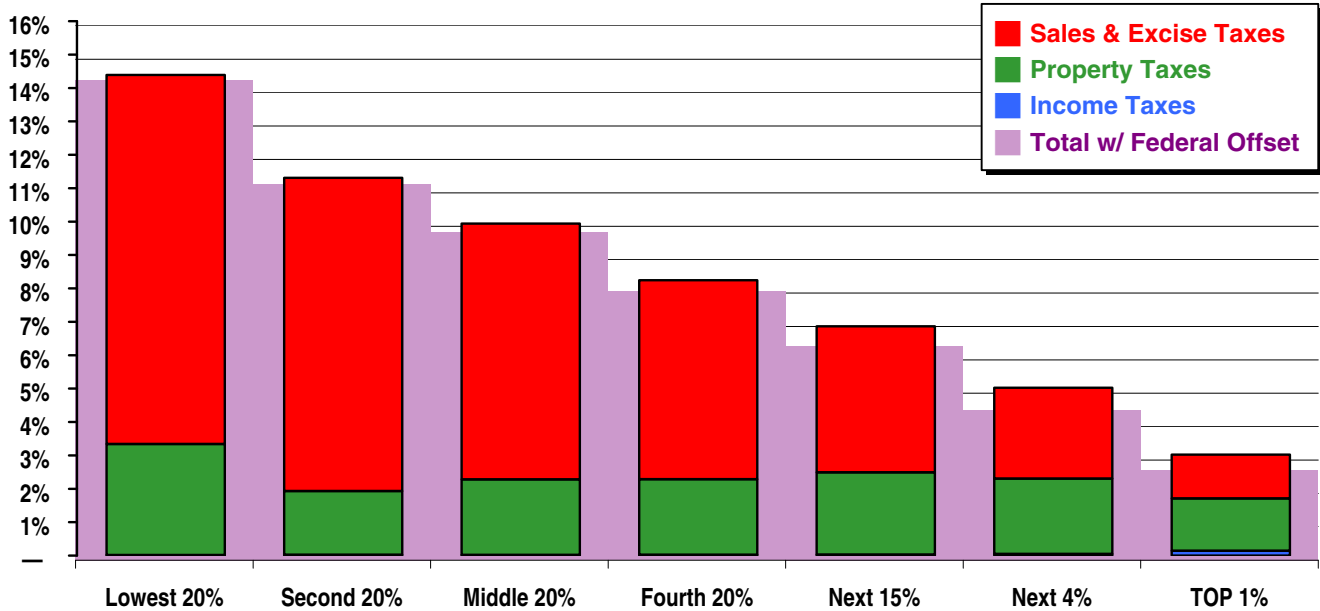


Florida

State & Local Taxes in 2002

Shares of family income for non-elderly taxpayers



Income Group	Lowest 20%	Second 20%	Middle 20%	Fourth 20%	Top 20%		
					Next 15%	Next 4%	TOP 1%
Income Range	Less than \$15,000	\$15,000 – \$24,000	\$24,000 – \$38,000	\$38,000 – \$64,000	\$64,000 – \$133,000	\$133,000 – \$289,000	\$289,000 or more
Average Income in Group	\$9,200	\$19,200	\$30,000	\$49,600	\$86,900	\$187,900	\$945,500
Sales & Excise Taxes	11.1%	9.4%	7.7%	6.0%	4.4%	2.7%	1.3%
General Sales—Individuals	4.2%	3.8%	3.3%	2.6%	2.0%	1.3%	0.6%
Other Sales & Excise—Ind.	3.1%	2.3%	1.8%	1.3%	0.9%	0.5%	0.2%
Sales & Excise on Business	3.8%	3.2%	2.6%	2.0%	1.5%	0.9%	0.5%
Property Taxes	3.3%	1.9%	2.3%	2.3%	2.5%	2.3%	1.6%
Property Taxes on Families	3.1%	1.8%	2.1%	2.0%	2.1%	1.9%	0.9%
Other Property Taxes	0.2%	0.2%	0.2%	0.2%	0.3%	0.4%	0.7%
Income Taxes	0.0%	0.0%	0.0%	0.0%	0.0%	0.0%	0.1%
Personal Income Tax	—	—	—	—	—	—	—
Corporate Income Tax	0.0%	0.0%	0.0%	0.0%	0.0%	0.0%	0.1%
TOTAL TAXES	14.4%	11.3%	9.9%	8.2%	6.9%	5.0%	3.0%
Federal Deduction Offset	-0.0%	-0.0%	-0.1%	-0.2%	-0.4%	-0.5%	-0.3%
TOTAL AFTER OFFSET	14.4%	11.3%	9.8%	8.0%	6.4%	4.5%	2.7%

Note: Table shows 2002 tax law at 2000 income levels.

Florida Details

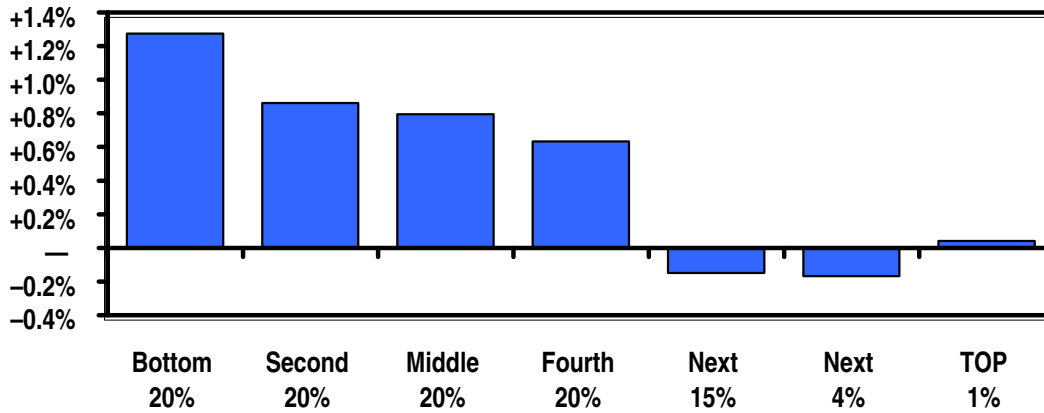
Progressive Features

- ✓ Homestead exemption
- ✓ No tax on food or drugs

Regressive Features

- ✗ No income tax
- ✗ High sales tax reliance

Changes in Tax as Share of Income, 1989 - 2002

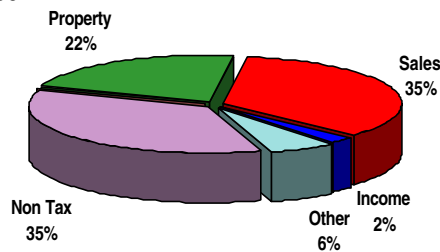


	Bottom 20%	Second 20%	Middle 20%	Fourth 20%	Top 20%		
					Next 15%	Next 4%	TOP 1%
Sales & Excise	+0.8%	+0.6%	+0.5%	+0.4%	+0.3%	+0.2%	+0.1%
Property	+0.5%	+0.2%	+0.3%	+0.3%	-0.3%	-0.3%	+0.0%
Income	-0.0%	+0.0%	-0.0%	-0.0%	-0.0%	-0.0%	-0.0%
Federal Offset	-0.0%	-0.0%	-0.0%	-0.0%	-0.1%	+0.0%	-0.0%
Overall Change	+1.3%	+0.9%	+0.8%	+0.6%	-0.1%	-0.2%	+0.0%

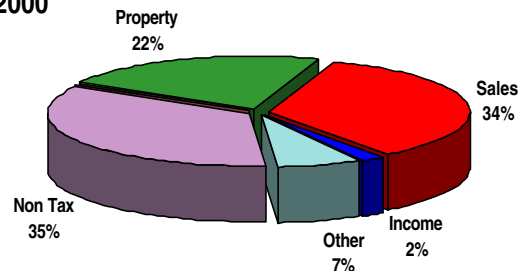
Florida is eliminating its progressive intangibles tax while at the same time raising excise taxes and adjusting the tax base on its regressive sales tax. Cumulative tax changes over the decade only worsen Florida's status as one of the most regressive states.

Composition of Revenues

1989



2000



Source: Government Finances, US Department of Census