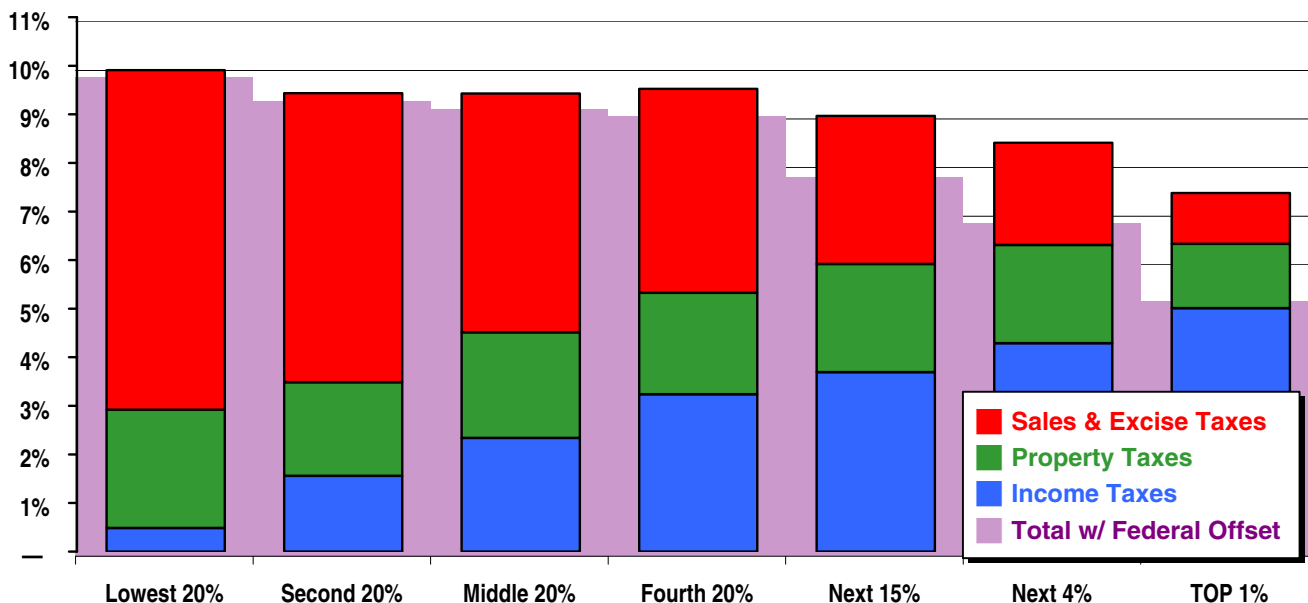


Missouri

State & Local Taxes in 2002

Shares of family income for non-elderly taxpayers



Income Group	Lowest 20%	Second 20%	Middle 20%	Fourth 20%	Top 20%		
					Next 15%	Next 4%	TOP 1%
Income Range	Less than \$15,000	\$15,000 – \$25,000	\$25,000 – \$41,000	\$41,000 – \$67,000	\$67,000 – \$123,000	\$123,000 – \$271,000	\$271,000 or more
Average Income in Group	\$8,900	\$19,900	\$32,900	\$52,800	\$86,500	\$167,100	\$689,200
Sales & Excise Taxes	7.0%	6.0%	4.9%	4.2%	3.0%	2.1%	1.0%
General Sales—Individuals	4.0%	3.6%	3.2%	2.7%	2.0%	1.4%	0.7%
Other Sales & Excise—Ind.	1.0%	0.7%	0.5%	0.4%	0.3%	0.2%	0.0%
Sales & Excise on Business	2.0%	1.6%	1.3%	1.1%	0.8%	0.5%	0.3%
Property Taxes	2.4%	1.9%	2.2%	2.1%	2.2%	2.0%	1.3%
Property Taxes on Families	2.4%	1.8%	2.1%	2.0%	2.1%	1.7%	0.8%
Other Property Taxes	0.1%	0.1%	0.1%	0.1%	0.2%	0.3%	0.5%
Income Taxes	0.5%	1.6%	2.3%	3.2%	3.7%	4.3%	5.0%
Personal Income Tax	0.5%	1.5%	2.3%	3.2%	3.7%	4.2%	4.9%
Corporate Income Tax	0.0%	0.0%	0.0%	0.0%	0.0%	0.1%	0.1%
TOTAL TAXES	9.9%	9.4%	9.4%	9.5%	9.0%	8.4%	7.4%
Federal Deduction Offset	-0.0%	-0.1%	-0.2%	-0.5%	-1.2%	-1.6%	-2.1%
TOTAL AFTER OFFSET	9.9%	9.4%	9.2%	9.1%	7.8%	6.9%	5.3%

Note: Table shows 2002 tax law at 2000 income levels.

Missouri Details

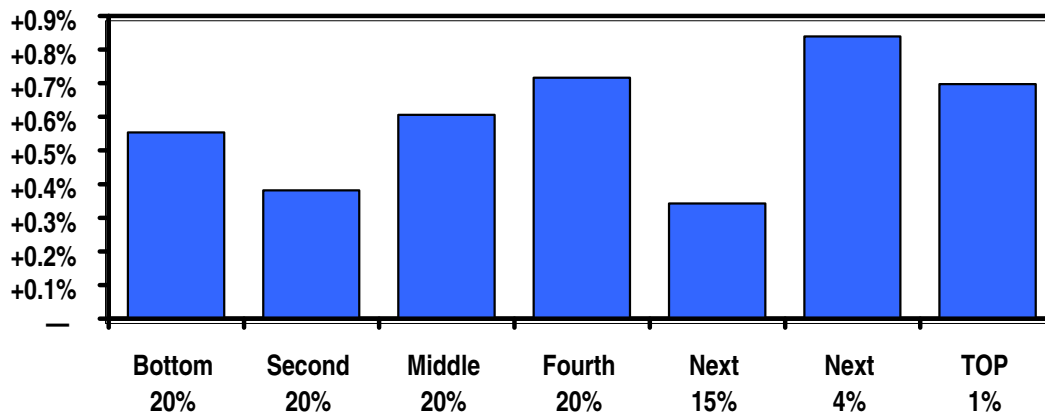
Progressive Features

- ✓ Graduated tax

Regressive Features

- ✗ Deduction for federal income taxes paid
- ✗ Virtually flat income tax rate

Changes in Tax as Share of Income, 1989 - 2002

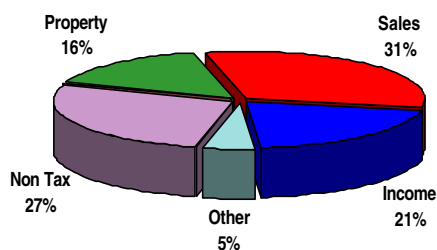


	Bottom 20%	Second 20%	Middle 20%	Fourth 20%	Top 20%		
					Next 15%	Next 4%	TOP 1%
Sales & Excise	-0.3%	-0.2%	-0.2%	-0.1%	-0.1%	-0.1%	-0.0%
Property	+0.8%	+0.4%	+0.6%	+0.5%	+0.2%	+0.2%	+0.2%
Income	+0.1%	+0.1%	+0.3%	+0.5%	+0.6%	+1.1%	+1.6%
Federal Offset	-0.0%	-0.0%	-0.1%	-0.2%	-0.4%	-0.4%	-1.0%
Overall Change	+0.6%	+0.4%	+0.6%	+0.7%	+0.3%	+0.8%	+0.7%

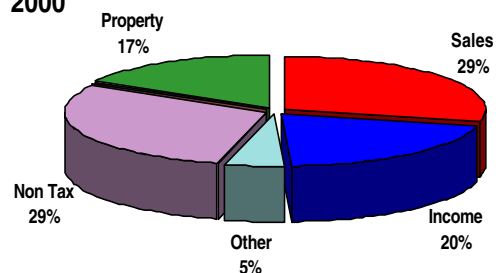
Missouri was one of several states that scaled back a regressive deduction for federal income taxes paid. The state also introduced a preferential lower sales tax rate for groceries. A small gasoline tax hike was enacted, but Missouri excise taxes remain relatively low.

Composition of Revenues

1989



2000



Source: Government Finances, US Department of Census